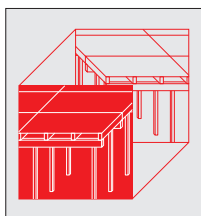




Product Information






e-deck

For uses on sites without crane availability and where aluminium is not an option.

- Light weight - userfriendly
- Quick stripping - panels can be reused within a short period
- Better working space for man move-ment for erection and stripping of panels
- Fully compatible with Modular Uni-versal Formwork for beam casting




Possible applications




Alternative I

Support of panels with props/shoring system



Alternative II

Panels shall be placed on the beams



Alternative III

Panels shall be placed between beams, if necessary with drop head



Solution for beams with Modular within the system is possible

Technical Data

Panel dimensions:	60x125 cm, 45x125 cm, 30x125 cm, 60x120 cm, 45x120 cm, 30x120 cm, 60x90 cm, 60x85 cm, 60x60 cm, 60x55 cm 30x60 cm, 30x55 cm
Material:	Steel frame, height 7.5 cm
Plywood:	12 mm thick, 9-ply birch plywood
Beams:	Length 235 cm (with drop head 250 cm), Length 165 cm (with drop head 180 cm)
Slab thickness:	up to 30 cm
Max. single weight:	~20 kg



PASCHAL-Werk G. Maier GmbH
Kreuzbühlstr. 5 · 77790 Steinach
Phone: +49/(0)7832/71-0 · Fax: +49/(0)7832/71-209
www.paschalinternational.com · service@paschal.de